


# 5 Days of Dr. Seuss Ideas + More

"You're never too old, too wacky, too wild, to pick up a book, and read to a child."



## Monday's Ideas:

- Watch the read aloud [Green Eggs and Ham by Dr. Seuss Read Aloud](#)

### Food and Snack Ideas

- [Dr. Seuss Inspired Green Eggs & Ham Pancakes!](#)
- [How To Make Green Eggs And Ham Party Food](#)
- [Green Eggs {and ham} Donuts](#)
- If you want to learn more about eggs. Go to [American Egg Board: Home](#)

### Science

Fizzing Green Eggs (Although the experiment is meant for preschoolers, older children may find it fun as well)

- [Fizzing Green Eggs Science Experiment for Preschool](#)


### Language Arts for Younger Students

- [Green Eggs and Ham Activities and Free Printable](#)
- [Dr. Seuss IDEAS!](#)

### Activity

- [Dr Seuss Inspired Green Egg Slime Craft Idea For Kids](#)

## Tuesday's Ideas



### Watch Read Aloud

- <https://www.youtube.com/watch?v=-LL62u6-OjY>

## Craft

- [Cat in the Hat Paper Plate Hat](#)

## Food and Snack Ideas

- [Dr. Seuss Snack: Cat in the Hat Fruit Kabobs](#)
- [Cat in the Hat Pizza - Easy Dr Seuss Snack](#)

## Science

- [Make Awesome Dr Seuss Slime](#)
- [Cat In A Hat Cup Stacking Challenge](#)

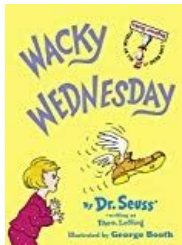
## Language Arts

Make your own [Cat in the Hat Name Puzzle](#) with crafty instructions from Still Playing School

- Watch [The Cat in the Hat Knows a Lot About That!](#) on PBS Kids. This link takes you to Amazon prime where you need to pay for the episodes. It might be available directly from PBS.

"Today was good. Today was fun. Tomorrow is another one."

## *Wednesday's Ideas:*



Wednesday must be Wacky Wednesday. Dress in your wacky garb with your wackiest hair, and see if you can **hide some wacky things for your kids to find.**

- Read the book together
- Watch the [Read Aloud on YouTube](#)
- Write a wacky story using a [free printable graphic organizer](#) from First Grade Roars

## Food and Snack Ideas

- [Change lunch into something wacky!](#)

### Science: Some wacky science!!!

- [Electric Dough](#)
- [Oobleck... Liquid or a Solid??](#)
- [Rainbow in a Jar](#)

### Craft with Wacky Art!!!


- Trade out painting utensils! Like a toothbrush instead of a paint brush. Or celery or Leaves
- Try painting while upside down!
- Display Artwork on the ceiling

### Wacky Math

- [wacky mixed-up hundred chart.](#)

*“It all began with a shoe on the wall. A shoe on the wall shouldn't be there at all.”*

### *Thursday's Ideas:*



- Homeschool Share has a wonderful free printable pack with [learning games, activities, and character building centered around The Lorax](#)
- Create your own [Truffula Trees](#) with directions from About a Mom.
- [Dr. Seuss Hat Pencil Cup Craft with Truffula Tree Pencils](#)

### Language Arts

- [Fiction Text Structure Pack](#) A wonderful free packet that can be used for any fictional book.
- Writing prompts from [lemonlimeadventures.com](http://lemonlimeadventures.com)
  - What would you do with a Thneed?
  - How would you convince the Onceler to stop cutting trees?
  - Unless...(draw/write something we need to care about)

## Science Ideas

- Plant a Garden
- Study Worms
- Build a Tree Cutting Machine With Legos
- STEM [Engineers Speak for the Trees - Activity](#) This is a wonderful site with a lesson plan and worksheets.


## Food and Snack Ideas

[The Lorax Party: How-To](#)  
[The Lorax Nutter Butter Cookies](#)  
[Bento Love: Dr. Seuss Lunch](#)

There are two movie versions of *The Lorax* – the 2012 movie titled [Dr. Seuss' The Lorax](#) (rated PG), and the 1972 version (unrated) titled [The Lorax](#).

*“Unless someone like you cares a whole awful lot, nothing is going to get better. It's not.”*

## Friday's Ideas:



- Watch the [Read Aloud on YouTube](#)

- Find a [free printable One Fish Two Fish activity pack](#) from Homeschool Share
- [Fish for shapes](#) with this simple and cute game from Little Family Fun.

#### Snack Ideas:

- [Easy One Fish Two Fish Jello Cups](#)
- [Dr. Seuss Cupcakes - One Fish, Two Fish](#)
- [One Fish, Two Fish Snack Mix](#)

#### Craft Ideas:


- [Easy Paper Fish DIY Tutorial](#)
- [Cereal Box Aquarium](#)
- [Dr Seuss Inspired Fish Canvas Painting {Kid Craft}](#)

#### Science Ideas:

- [Dissolving Candy Experiment](#)
- **Have students observe fish in a tank at home, at school, at a pet store, or an aquarium** Have students use a hand lens/magnifier if available. They should choose 1 particular fish to **observe** then **draw a sketch** of the fish in a notebook.  
([learningideask-8blogspot.com](#))

Sources: [5 Days of EASY Dr. Seuss Projects for Read Across America Week!](#)

## More Ideas for Dr Seuss



- Watch the Read Aloud on Youtube <https://www.youtube.com/watch?v=3U60jboHHFs>
- Students could write letters to their future selves: include things like what you want to be when you grow up, what things you like right now and maybe some things you would want to tell yourself 5 to 10 years from now. Have either parents or a teacher (preferably one who has access to all addresses and phone numbers) hold onto the letter until the kids are older. \*I did this once in 7th grade and it was awesome
- Activities/Worksheets free to download (need to make login) [Oh, the Places You'll Go Activities by Souly Natural Creations | TpT](#)

### Geography Lessons linked to free material:

- [Me on the Map mini book by Erin Eberhart Lynch | TpT](#)
- [Maps and Globes - A Printable Book for Introducing or Reviewing Map Skills](#)

### Cooking Around the World:

This is a great website with different ideas for snacks to have with the kiddos while talking about different places in the world.

- [Cook around the world: improve your child's geography skills by getting into the kitchen together!](#)

### Mapping it Out!


Another great idea to have the kids do, is have them do salt dough maps, or make salt figures of places they'd like to go one day Here is the recipe.

- [3D Salt Dough Maps for Kids](#)

## Talking about Different Continents

This website is great to talk to the kiddos about the different continents of the world. It also had a great link to some “America’s Games”.

<https://world-geography-games.com/>



Watch Read to Me Dad on Youtube <https://kidworldcitizen.org/3d-salt-dough-maps/>

- Talk with kids about what made the star-bellied sneetches different from the sneetches without stars, talk about the importance of kindness and acceptance to those that are different
- Possibility for a **math** lesson with the star bellied sneetches and those without stars. Example: If there are 12 star-bellied sneetches and 4 sneetches without stars on the beaches how many sneetches are on the beaches? (Or something similar with adding and subtracting for younger kids, multiplication and division for older)

## Oh, The Thinks You Can Think!

<https://youtu.be/qqix94UWNds> (This is a link to Youtube that sings about this book, Oh the thinks you can think.)

### Invisible ink

There are 2 different methods you can use

#### 1. Lemon Juice

Simply squeeze some lemon juice (or use the lemon juice from a bottle) onto a plate and use a bamboo skewer or toothpick and write a secret message. Once the paper dries completely, you'll need a heat source, such as a blow dryer or oven. Heat the paper up till your message comes through.

#### 2. Baking Soda, Rubbing Alcohol, turmeric, paint brushes or cotton balls.

Mix  $\frac{1}{2}$  cup of water with 1 TBS of baking soda. Once mixed, have your student write their secret message. Once done, let the paper dry completely. Next mix up the reagent which is  $\frac{1}{2}$  cup rubbing alcohol and 1 tsp turmeric. Put some newspapers down first, then put the students'

secret inked paper on top and paint the reagent on top of it. Watch your kiddos work come to view!

### [Two Methods for DIY Invisible Ink — Kids' Craft Project](#)

## Science

- You pour milk onto a plate or dish. Use some food coloring and put several drops around the outside of the dish. The drops need to be done 1 at a time. They can also be all sorts of different colors. Once done with the food coloring, place the cotton ball in the middle of the dish and watch the magical color show.
- Rubber Egg in vinegar for 12 hours. This makes the egg turn rubbery after it sits in the vinegar. Super cool experiment. All you need is enough vinegar to cover the egg.

## Simple Machines

- [Exploring Simple Machines With Kindergarteners](#)

This website has some great options for learning about levers, and pulleys.

- Disposable Cup DIY Fun Windmill Toy

This activity might be a little challenging for younger kiddos, but if everything is prepped for them, I'm sure they could participate just great! [Disposable Cup DIY Fun Windmill Toy \[Video\] in 2020 | Diy cups, Fun diys, Diy for kids](#)

- Rubber band Car [Rubber Band Car DIY](#)
- Balloon Car [Paper Plate Balloon Car](#)
- Rubber band helicopter [Rubber Band Helicopter STEM Activity](#)

## Snack ideas:

- Pretzel and Marshmallows:  
<https://thestemlaboratory.com/pretzel-and-marshmallow-structures/>
- Apple and grape cars:  
<https://www.craftymorning.com/cute-snack-for-kids-apple-grape-cars/>
- Solar oven smores:  
<https://desertchica.com/diy-solar-oven-smores-kids-science-experiment/>



